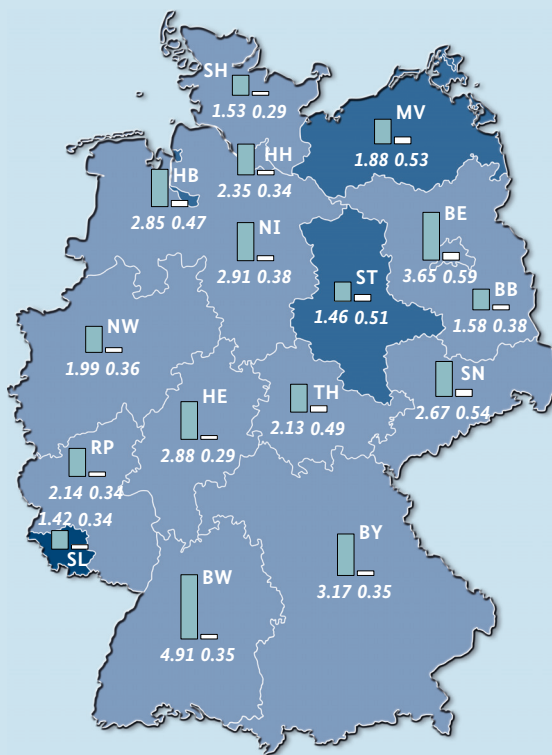







Fig. 7 Regional expenditure on research and development (2014)



Expenditure on R&D

-  Total expenditure as % of GDP of the *Land* (implementation)
-  Expenditure of the *Länder* as % of GDP of the *Land* (financing)

Total expenditure in the *Land* (performance)

-  < 500 million euros
-  500-1,000 million euros
-  > 1,000 million euros

Explanation of abbreviations/symbols: R&D = research and development; GDP = gross domestic product; for abbreviations of the *Länder* see glossary.

Source: Stifterverband Wissenschaftsstatistik; Working group "Regional Accounts"; Federal Statistical Office; calculations of the BMBF; calculations of the DZHW

BMBF's Data Portal: Figure link: www.datenportal.bmbf.de/fig-7

Additional data: www.datenportal.bmbf.de/en/1.1.11